



NVIVO: Introducing the basics



Session Structure

What is NVivo

NVivo Functions

Coding

Starting your Project

Demonstrations

Q&A and Discussion

What IS NVivo?

CENTRALIZE

Manage your workflow efficiently with integrated features that mean you don't have to leave NVivo. Find these features on the Modules tab.

NVivo Collaboration Cloud

Collaborate on projects with teams anywhere in the world.



NVivo Transcription

For automated transcription that's quick, easy and precise.

NVivo - Integration

Use Outlook, Word or Excel to collect data, then seamlessly send to NVivo.

- Analysis software used to explore qualitative data
- Commonly used with thematic or content analysis- but can be used for many more
- Used to explore, code and organise data
- Can be used to integrate other software



Import



Organize

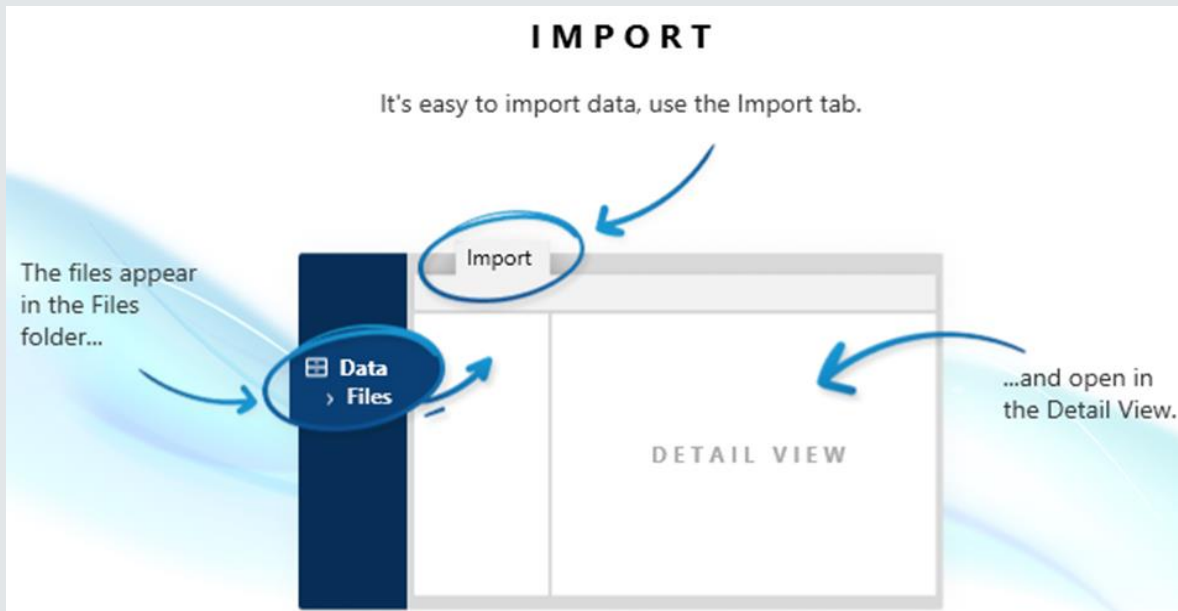


Explore



Centralize

What is data?



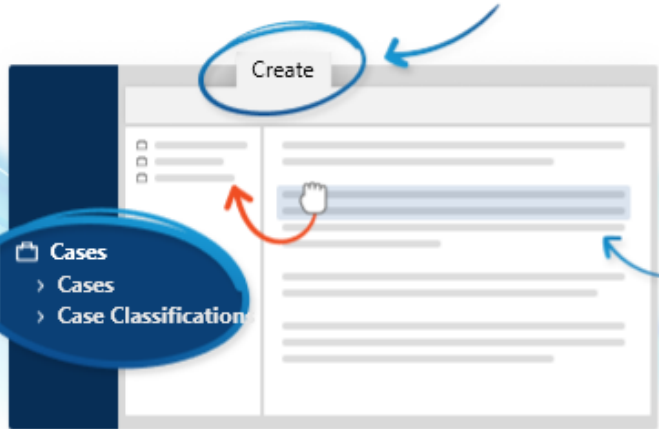
- Transcripts, documents, articles, videos and audio
- Before uploading, data must be anonymised by removing all identifiable information
- Prepare demographic sheet (where applicable)
- Decide on your analysis and research question
- Upload data
- Once uploaded, emerging patterns can be explored through codes

NVivo functions: CASES

ORGANIZE: CASES

Cases are the people, places or organizations you are researching. Like codes, you can create them on the Create tab.

Case classifications are collections of attributes you assign to cases, like gender, location or age.



Code content to cases by dragging and dropping, the same as for codes.

- Cases are like folders- each participant has their own case
- Each case will have:
- Information about participant (ID / NAME)
- Data (Transcript)
- Code/themes
- Demographic information

Search Project

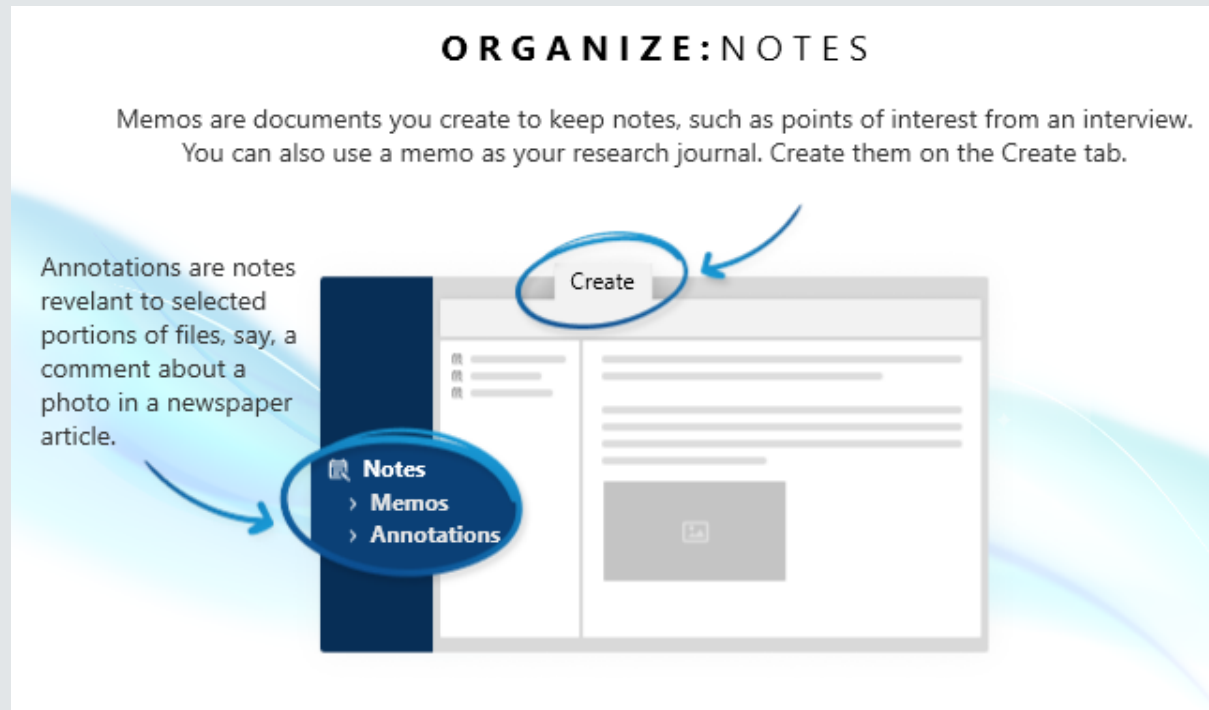
Case Classifications

- Name
- Participant
 - Name
 - age
 - CLASS
 - SEXUAL ORIENTATION
 - GROUP

	A : age	B : CLASS	C : SEXUAL ORIENTAT...	D : GROUP
1 : alistair with co...	21	working class	Bi	Competitive board games
2 : ASIF INT	20	Middle class	Gay	Urban rave
3 : Elliot CODEL...	21	Middle class	straight	rural Uni friendship
4 : INT OSCAR	23	Middle class	straight	Unassigned
5 : INT TARQUIN	21	Middle class	straight	Competitive board games
6 : INT TONY	23	Middle class	straight	Unassigned
7 : james	22	Middle class	Bi	Urban rave
8 : JERRY INT	21	Middle class	straight	Competitive sports
9 : JIMMYBOIIIIII	21	working class	straight	rural security
10 : JORDAN co...	25	working class	Bi	Unassigned
11 : Peter intervi...	21	Middle class	Bi	Urban rave
12 : WILSON INT	22	Middle class	straight	Competitive board games

NVivo *functions:* *NOTES*

- **Memos:** keep track of data. Can be used for reflexivity etc
- **Framework Matrices:** tables that summarise your data
- **Annotations:** Can be used to annotate a specific part of data
- **See-Also Links:** Links selected content



NVivo functions: QUERIES

- **Textual search:** allows you to search for words or phrases in your project items
- **Compound Query:** Can combine a text search and coding query
- **Word Frequency:** Finds most frequently occurring words/concepts. Can be used in early theme development
- **Coding query:** Can be used to test ideas/patterns/see the connection between themes
- **Group query:** Can be used to find items that are associated and compare codes/attributes
- **Matrix coding query:** display comparative patterns in data
- **Crosstab query:** check the spread of coding across cases

Text Search Criteria

Search in: Files & Externals | Selected Items... | Selected Folders...

Search for: lonely

Spread to: None

Run Query | Save Results...

Find:

- Exact matches (e.g. "talk")
- With stemmed words (e.g. "talking")
- With synonyms (e.g. "speak")
- With specializations (e.g. "whisper")
- With generalizations (e.g. "communicate")

Query results exclude project stop words. Add or remove stop words in project properties.

INTMINA (2) | INTNOAH (2)

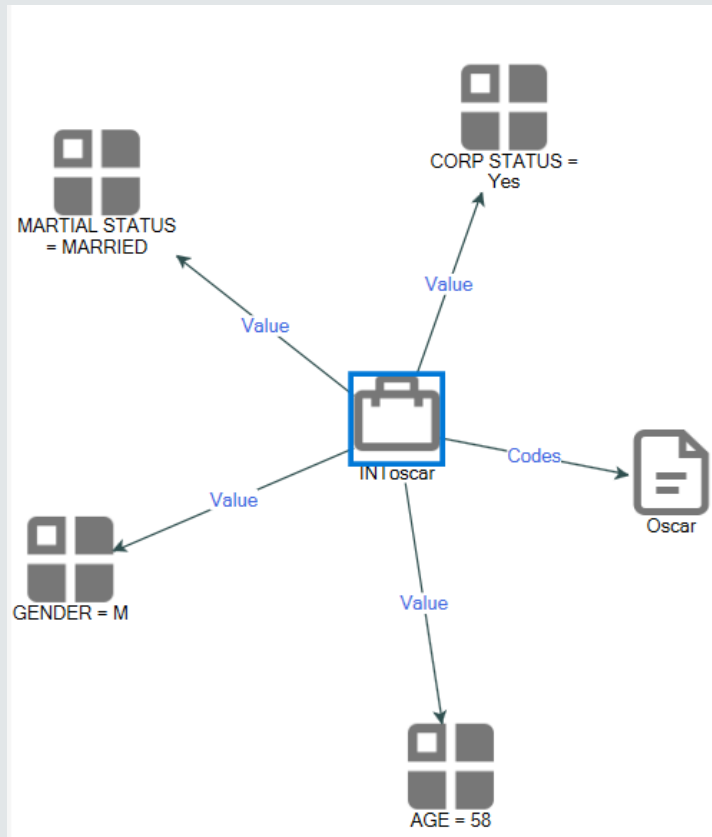
<Files\INTMINA> - 5 2 references coded [0.05% Coverage]

Reference 1 - 0.03% Coverage



NVivo functions: Visualisations

- Maps allows you to visually compare data and show the links between ideas
- Includes things like mind maps, project maps and concept maps
- Your maps will be stored in maps folder



CODING

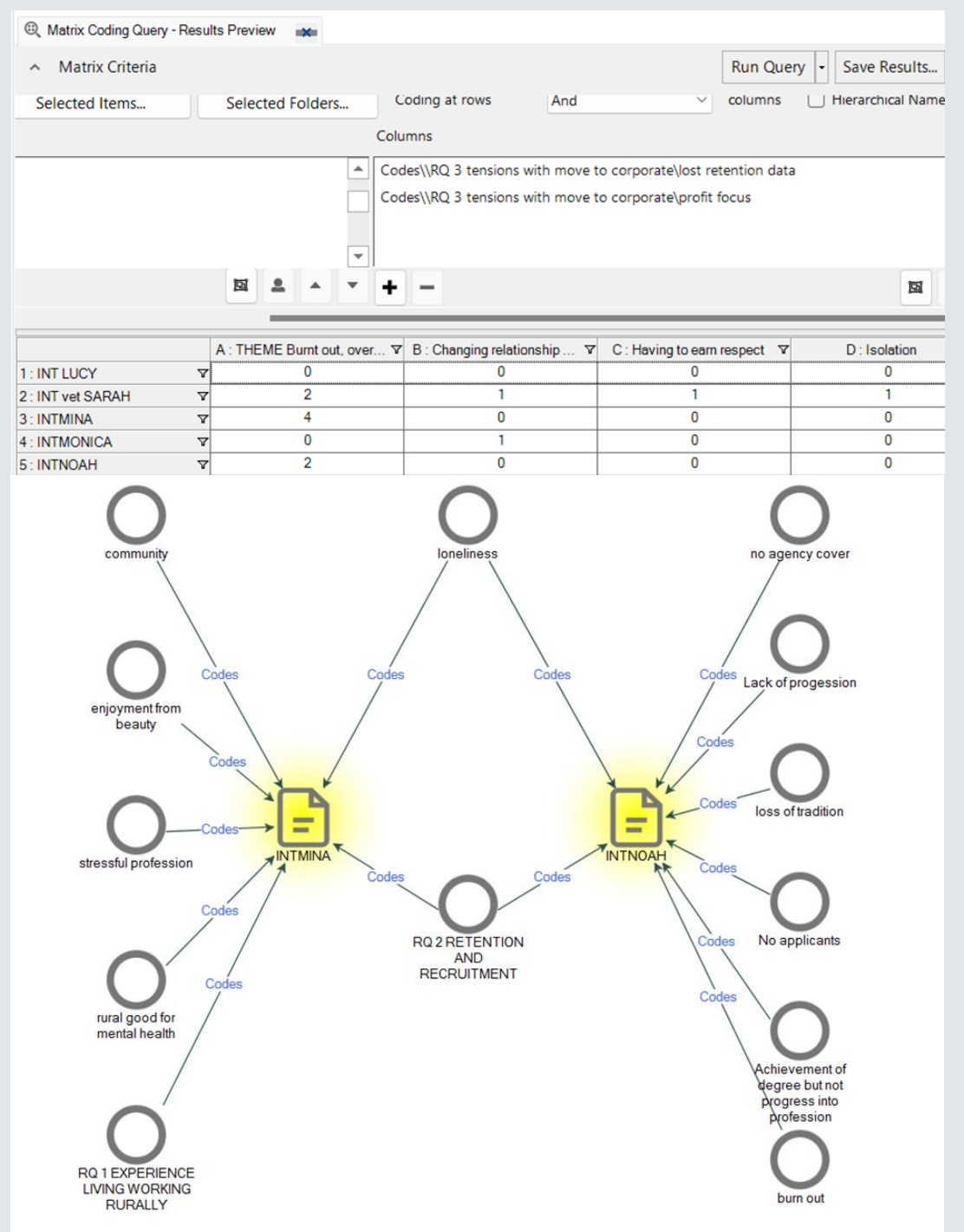
Name	Files	Refer
Farming tensions and change	0	0
Q1 EXPERIENCE LIVING WORK	2	8
community	2	3
enjoyment from beauty	1	2
rural connections	1	1
rural good for mental health	1	1
rural isolation	1	1
Q2 RETENTION AND RECRUIT	3	15
Achievement of degree but	1	1
burn out	1	1
loneliness	2	5
no agency cover	1	1
No applicants	1	1
Overworked- lack breaks	1	2
stress from client expectatio	1	2
stressful profession	1	1
Q3 tensions with move to cor	0	0
Lack of progression	1	1
loss of tradition	1	1
profit focus	1	1

MINA: u::m so I would say the biggest challenge is probably loneliness-disconnect. I'm very lonely when I move to here I was already now husband and have that kind of and someone to live with. But what seen from some of our younger, new graduates that have come I'm gone years- is that you just sort of work they might be a bit lonely. We've or two live out in the villages rather than in a town.. We've kind of tried discourage that now because.. You There's no one kind of there that know. And I think even the ones that had boyfriends living with them, I still think of them as quite lonely then in the house. Because they don't their sort of connect with the town know it's been hard for some of my colleagues to sort of go dating there well. And I would say loneliness is biggest thing. And in terms of.. (that.. I don't know-that'- yeah-it's of difficult. As a practise we do try to sort of be social. Except that like now where everyone is sort of and everyone's pretty tired. It does more difficult. And the sort of old members of staff they've got families now.. And it's a little bit harder them to sort of go out on a Friday

- Type of coding will be dependant on chosen analysis method
- Codes are themes identified within the data
- All codes are sorted here- but, you can create subfolders to organise your codes
- You can use 'code' as a container for RQ

EXPLORING RELATIONSHIPS

- Visual outputs can be helpful in code and theme development
- Includes: mind maps, hierarchy, cluster and sunburst diagrams
- Maps can also be used to explore case classifications and other notable information
- Can use Matrix coding query to find patterns in data by enabling you to see where coding intersections between two items



CREATING THEMES

- Dependant on chosen analysis method
- Can explore relationships through visual outputs
- Can also use Framework Matrix to create a table and organises data (auto summarise will fill in your coding table for you)
- Can export your codes to Excel or Word as a code book
- Once you have created themes outside of NVivo, you can return to NVivo

Name	Description	Files	References
RQ 2 RETENTION AND RECRUITMENT	How to rural vets experience the growing recruitment and retention issues within modern Veterinary practises	5	22
Achievement of degree but not progress into profession		1	1
burn out		1	1
difficult life style		1	1
loneliness		2	5
miscommunicated role		1	1
no agency cover		1	1
No applicants		1	1
Overworked- lack breaks		1	2
physical risk		1	2
stress from client expectation		3	5
stressful profession		1	1

Codes

Name	Files	References
THEME Burnt out, overworked and isolated	3	8
burn out	1	1
Overworked- lack breaks	1	2
loneliness	2	5

TEST **Auto Summarize**
 Automatically create summaries from coded content.

A : RQ 2 RETENT
 Part of it is wages. Text coded both by case (row) and code (column) of universities to co is added to the framework matrix. the expectations put on vets.

2 : MONICA
 CORP STATUS = Un...
 GENDER = Unassign...
 MARTIAL STATUS = ...

The attitude of the pet owning public-it wouldn't even have been a thing when I qualified-and now there is this cohort of pet owners-and they all have their Zooplus subscriptions- and they're all on Facebook groups-and they're all-and they are- the profession-

STARTING YOUR PROJECT

NEW PROJECT - STEP 1 of 2

Projects created in this version of NVivo cannot be opened in any version prior to release 1.6.

Project title

File name

Description

Keep a log of user actions

For text analysis of your data, select the text content language that (most of) your data files will be.

Text content language

NEW PROJECT - STEP 2 of 2

Project Saving

Autosave the project? (If Yes, Undo is disabled) Yes No

Display save reminders every minutes Yes No

Project Recovery

NVivo can automatically create project recovery files as short-term backups. File creation is triggered by saving. (We recommend you also save backups manually)

Create recovery files

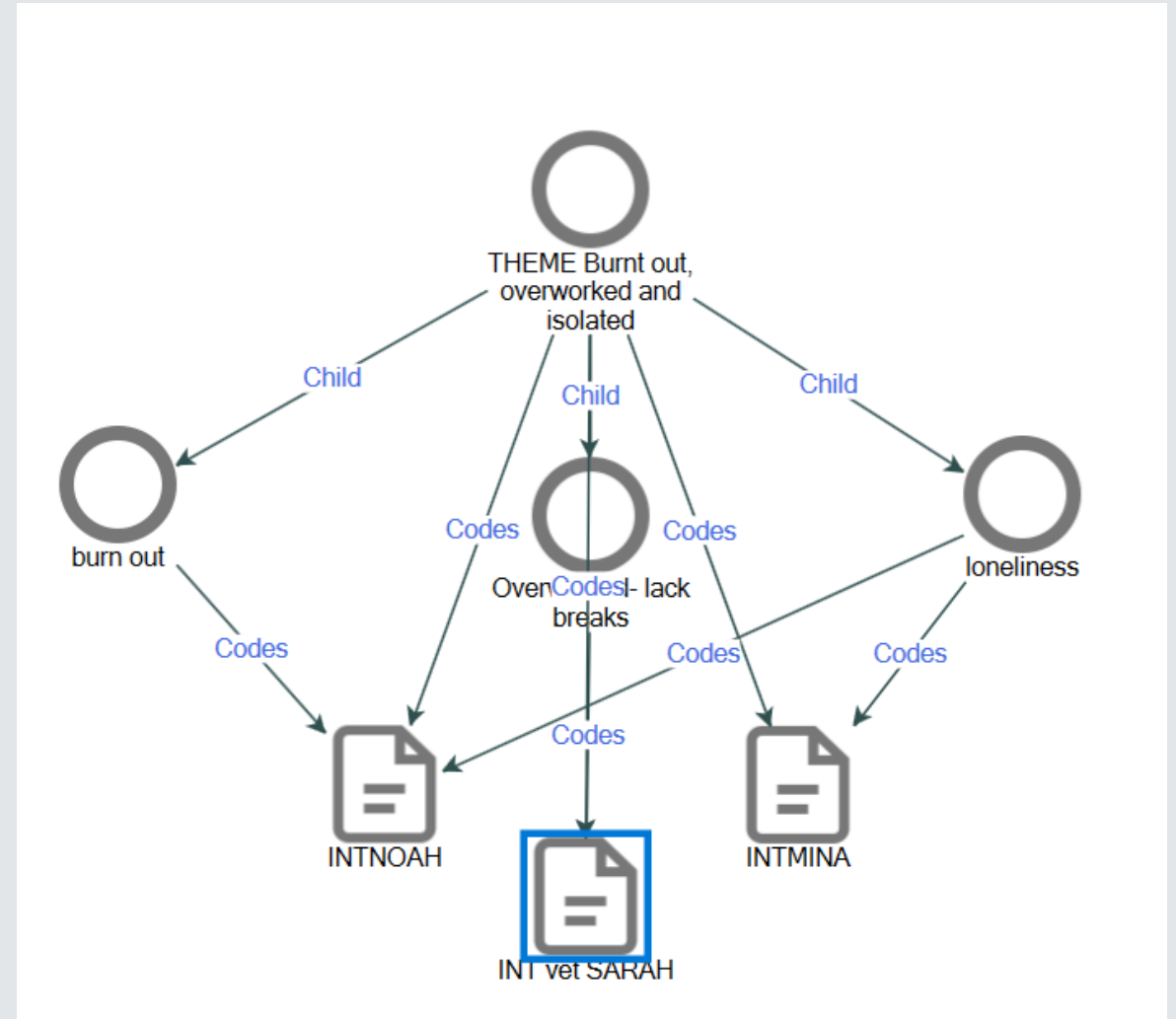
Store the most recent recovery files

Recovery file location



DEMONSTRATION

OUTPUTS- YOUR FINDINGS



THANK YOU

